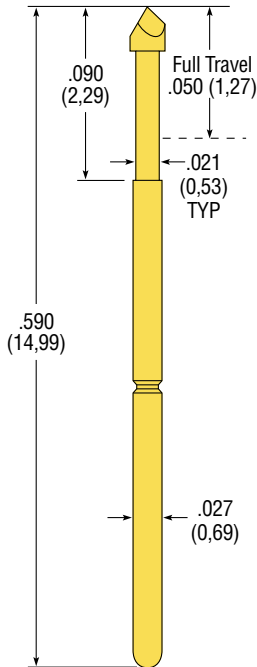

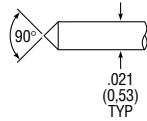


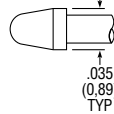
# IP271



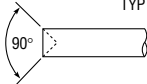
**IP271B**



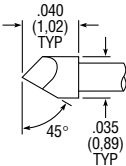
**IP271D**



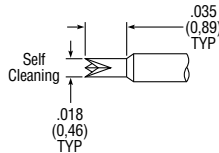
**IP271G**



**IP271T**



**IP271U**



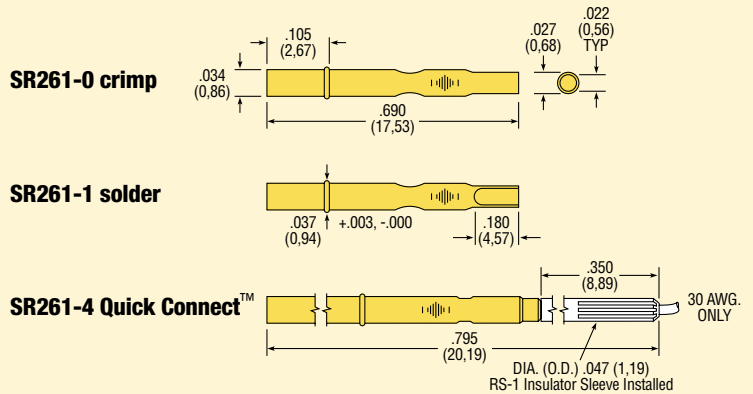
## Test Probes for Bare and Loaded SMT PCB Testing

### SPECIFICATIONS

PROBE SERIES	IP271
Test Centers	.050 (1,27)
Mechanical	
Max. Plunger Travel	.050 (1,27)
Recom. Working Travel	.050 (1,27)
Mechanical Life (cycles)	>1,000,000
Spring Pressure	
initial	1.6 oz. (45g)
@ working travel	3.2 oz. (91g)
Materials & Finishes	
Plunger	Hardened Beryllium Copper, Gold plated over Nickel plate
Barrel	Work hardened Phosphor Bronze, Gold plated (I.D. & O.D.) over Nickel plate
Spring — light:	Music Wire, Silver plated
Operating Range (typical)	-55°C to + 105°C
Electrical	
Current Rating (static conditions)	3 amps
Avg. Resistance (mOHMS)	35

RECEPTACLE SERIES	SR261 (Uses Insertion Tool #T261-0)
Mounting Hole Size	.035/.0365 (0,89/0,93)
Suggested Drill Size	#64 or 0,92 mm
Suggested Wire Gauge	28-30 AWG
Materials & Finishes	Work hardened Nickel Silver, Gold plated over Nickel plate
Terminations	Crimp, solder, Quick Connect™

One RS-1 insulator sleeve is provided with each Quick Connect™ receptacle. Contact factory for price and delivery on additional quantities.



Specifications subject to change without notice.  
 Drawings not to scale.  
 Optional tip styles, spring pressures, and materials available, contact factory for more information.

**ORDERING INFORMATION:** To order, specify tip style and spring pressure. Example: IP271B is a "B" tip with a standard spring.