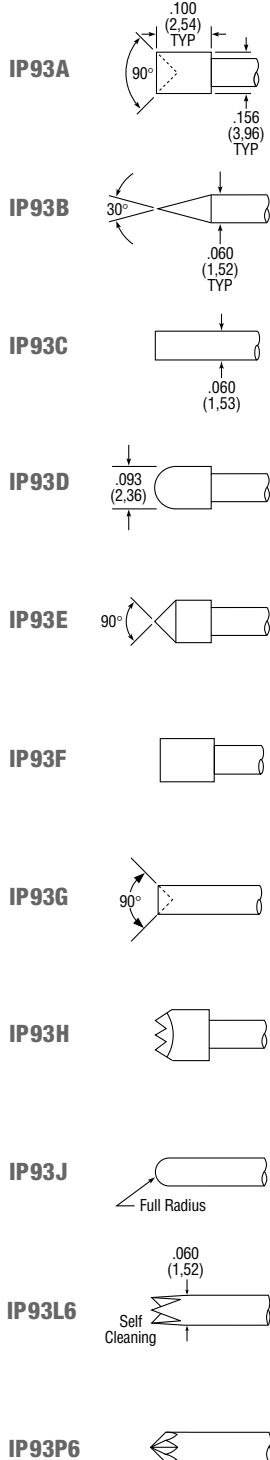
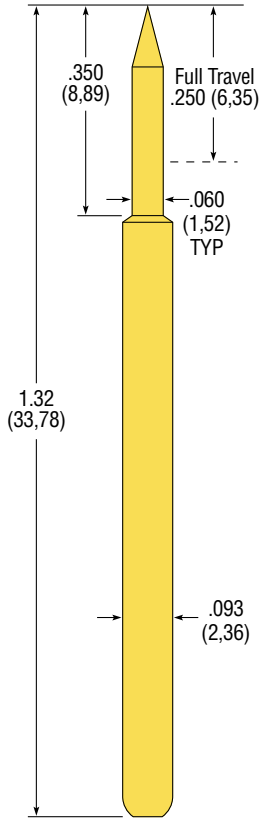


IP93



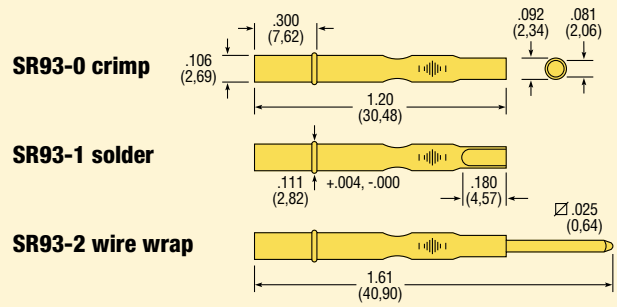
Test Probes for General Purpose, Cable and Harness, Burn-in, Power Supply, and Connector Testing

SPECIFICATIONS

PROBE SERIES	IP93
Test Centers	.187 (4,75)
Mechanical	
Max. Plunger Travel	.250 (6,35)
Recom. Working Travel	.166 (4,22)
Mechanical Life (cycles)	>1,000,000
Spring Pressure	
Light: initial	2.2 oz. (62g)
@ working travel	4.8 oz. (136g)
Heavy: initial	3.2 oz. (91g)
-1 @ working travel	6.9 oz. (196g)
Materials & Finishes	
Plunger	Hardened Beryllium Copper, Gold plated over Nickel
Barrel	Work hardened Nickel Silver, Gold plated over Nickel plate
Spring — light:	Beryllium Copper, Silver plated
— heavy:	Stainless Steel, Silver plated
Operating Range (typical)	Light -55°C to +105°C or Heavy -55°C to +150°C
Electrical	
Current Rating (static conditions)	7 amps
Avg. Resistance (mOHMS)	50

RECEPTACLE SERIES	SR93 (Uses Insertion Tool #T93-0)
Mounting Hole Size	.107/.109 (2,72/2,77)
Suggested Drill Size	2,75 mm
Suggested Wire Gauge	22-26 AWG*
Materials & Finishes	Work hardened Nickel Silver, Gold plated over Nickel plate
Terminations	Crimp, solder, wire wrap

* 22-26 AWG wire is recommended only for typical ATE applications. Other applications may require a larger wire size. Contact factory for more information.



Specifications subject to change without notice. Drawings not to scale. Optional tip styles, spring pressures, and materials available, contact factory for more information.

ORDERING INFORMATION: To order, specify tip style and spring pressure. Example: IP93A is an "A" tip with a light spring. For a heavy spring pressure, add -1 to the model number, i.e., IP93A-1.